

Appendix 1: RIDP Exploratory Analysis

Angel Aliseda - GovEx Research & Analytics

2025-02-20

Contents

Datasets included	1
Exploratory Analysis for Eviction Filings in Lehigh County	1
Clean Defendant City Variable	2
Judges Assigned	4
Exploratory Analysis for Eviction Filings in Allentown	4
Defendants by Zip Code	5
Common Evictors in Allentown Pre-Cleaning	6
Case Dispositions and Judge Assigned	7
Monthly Rent and Claim Amounts	9

Datasets included

- Judgment components in eviction filings in Lehigh County between June 2022 and July 2023 from the Housing Alliance of Pennsylvania.
- 2024 Voting Precincts in Lehigh County from Lehigh County's ArcGIS Data Portal.

Each row is a judgment component for each defendant in an eviction case. An eviction case might have multiple defendants and different components.

The dataset is in a long format, so in order to obtain frequencies at the case level, we need to aggregate the different components of the judgment.

Exploratory Analysis for Eviction Filings in Lehigh County

Variable type: character

variable	n_missing	complete_rate	min	max	empty	n_unique	whitespace
county	0	100.00	6	11	0	2	0
docket_number	0	100.00	24	24	0	9581	0

variable	n_missing	complete_rate	min	max	empty	n_unique	whitespace
defendant_name	0	100.00	4	52	0	9513	0
defendant_city	4	99.99	4	18	0	110	0
defendant_state	8	99.98	2	2	0	8	0
plaintiff_name	0	100.00	6	111	0	3319	0
plaintiff_city	10	99.97	4	22	0	294	0
plaintiff_state	10	99.97	2	2	0	17	0
case_disposition	108	99.72	7	29	0	6	0
grant_possession_indicator	0	100.00	2	3	0	2	0
grant_possession_if_money_not_satisfied	0	100.00	2	3	0	2	0
judgment_comp_type	4085	89.33	5	29	0	10	0
judge_assigned	12	99.97	12	24	0	29	0
attorney_name	31926	16.64	12	31	0	162	0
attorney_client	31926	16.64	10	111	0	579	0
year_periods	0	100.00	15	15	0	1	0

Variable type: POSIXct

variable	n_missing	complete_rate	min	max	median	n_unique
case_disposition_date	108	99.72	2022-07-08 13:17:00	2023-08-16 14:19:00	2023-01-10 12:28:00	8898

Variable type: numeric

variable	n_missing	complete_rate	mean	sd	p0	p25	p50	p75	p100
filing_year	0	100.00	2022.47	0.50	2022.00	2022.00	2022.0	2023.00	2023.0
defendant_zip_code	62	99.84	1083508.5615316379	227071.00	18042.00	18101.0	18102.00	751046058.0	
plaintiff_zip_code	60	99.84	2711509.7522665331	16468.00	18042.00	18102.0	18105.00	801329040.0	
monthly_rent	2628	93.14	1259.91	553.28	0.00	971.00	1200.0	1499.00	18500.0
judgment_comp_amt	4085	89.33	909.37	1691.97	-	98.75	164.5	1065.50	12000.0
net_judgment	4085	89.33	2988.39	2392.41	0.00	1459.95	2349.3	3725.24	12769.3
claim_amount	0	100.00	2700.04	2458.21	0.00	1246.17	1900.0	3187.50	12000.0
mdj	0	100.00	22653.43	12838.32	3104.00	3212.00	31103.0	31106.00	31303.0

Total number of unique case defendants in Lehigh County: 13214. For this number, we considered each defendant and case as unique. If the same name appears in multiple cases, each appearance is considered unique.

Clean Defendant City Variable

Table 4: Different Spellings of 'Allentown' in the Dataset

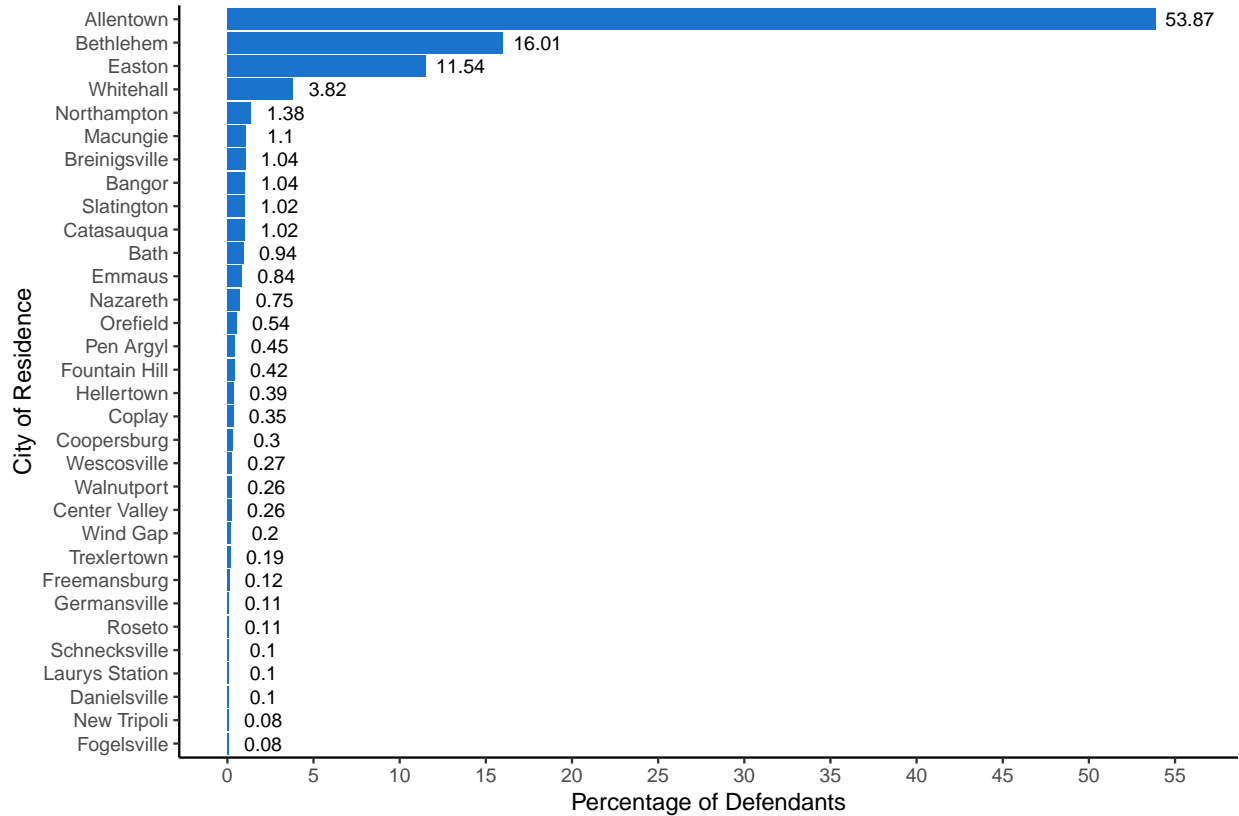
defendant_city	total	percentage
ALLENTOWN	1	0.0076
ALlentown	1	0.0076
Allenntown	2	0.0151

Allenown	1	0.0076
Allentiown	1	0.0076
Allentow	2	0.0151
Allentowbn	2	0.0151
Allentown	7118	53.8671
Allentpwn	4	0.0303
Alletnown	2	0.0151
Alletown	1	0.0076
Alllentown	1	0.0076

Sources

Own elaboration with data from the City of New Haven.

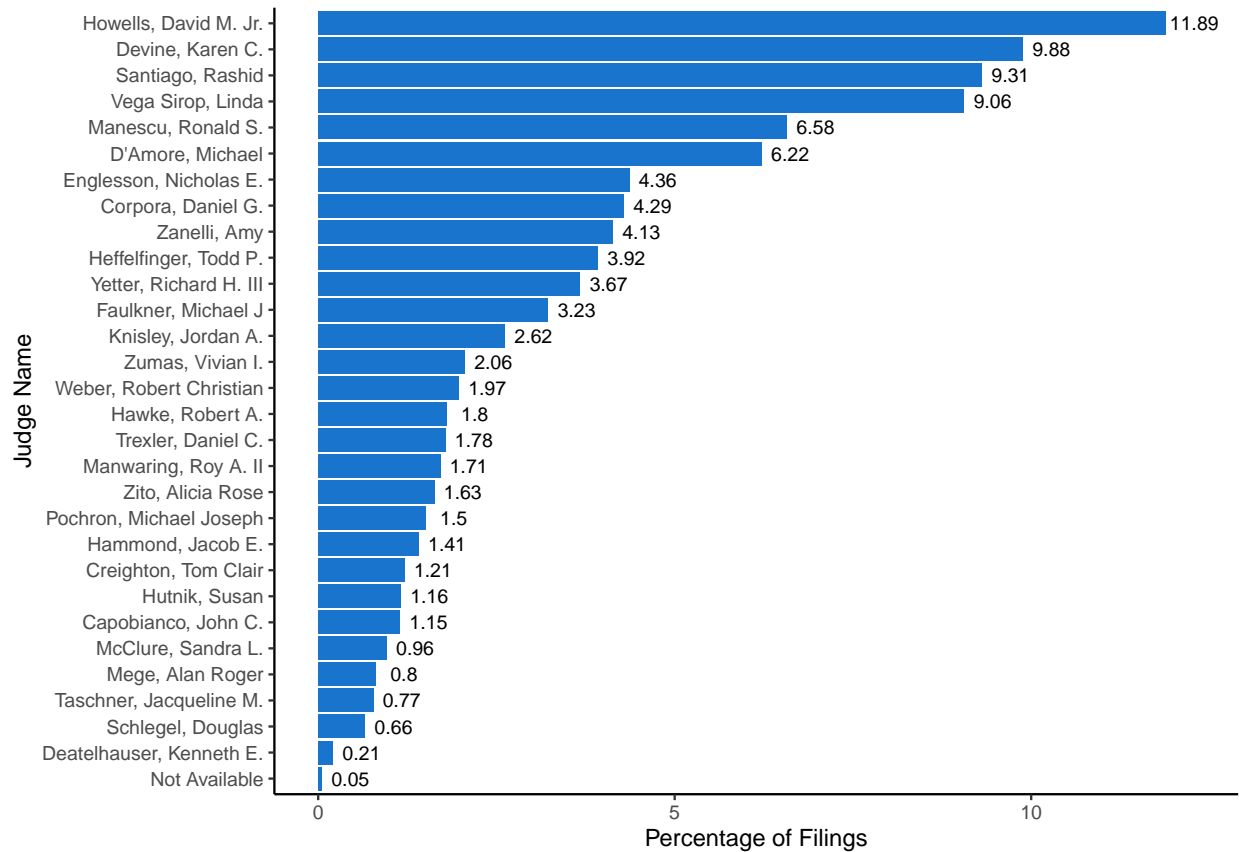
Figure A1. Percentage of Defendants by City of Residence
Cities with 10 or more cases



Source: Own elaboration with data from the Housing Alliance of Pennsylvania.

Judges Assigned

Figure A2. Assigned Judge in Filings in Lehigh and Northampton Counties



Source: Own elaboration with data from the Housing Alliance of Pennsylvania.

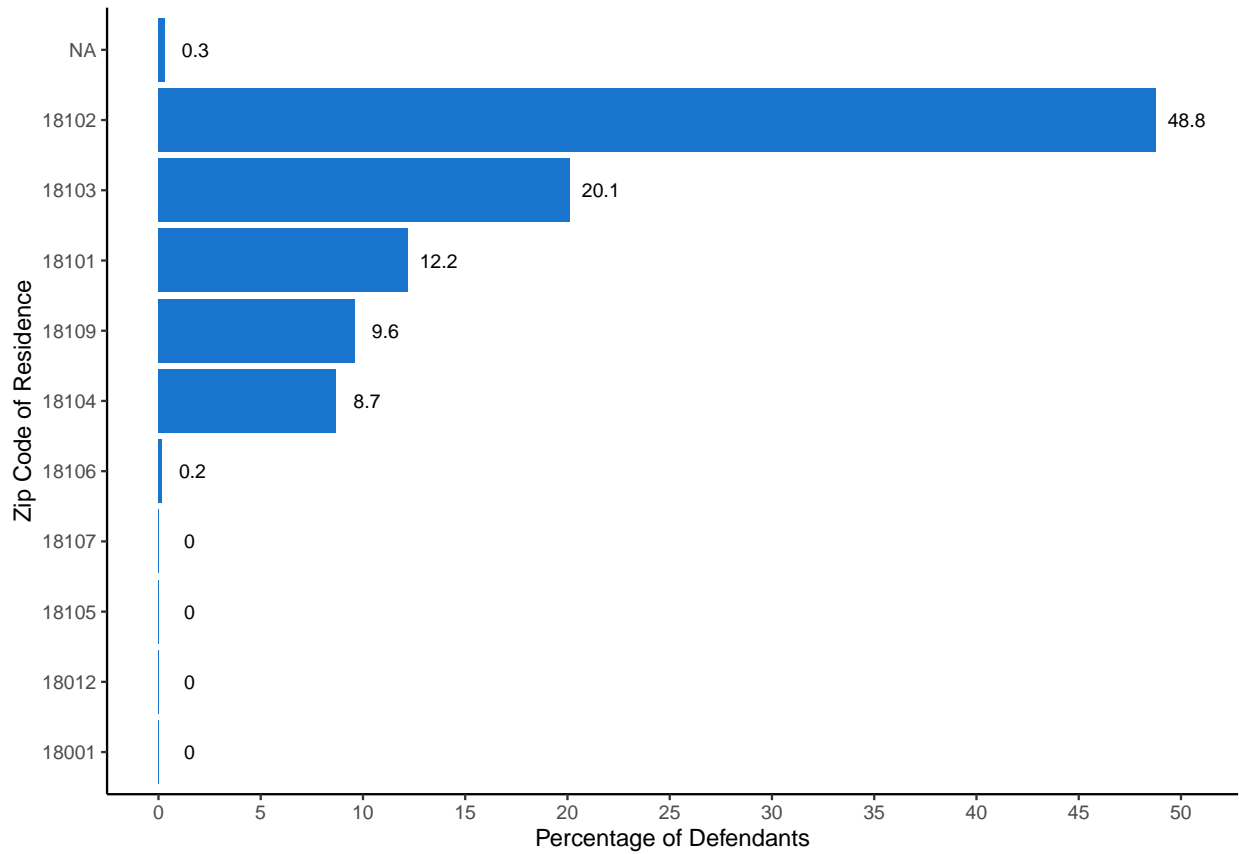
Exploratory Analysis for Eviction Filings in Allentown

Total number of unique case defendants in the city of Allentown only: 7136. For this number, we considered each defendant and case as unique. If the same name appears in multiple cases, each appearance is considered unique.

Total number of unique eviction filings in Allentown: 5328

Defendants by Zip Code

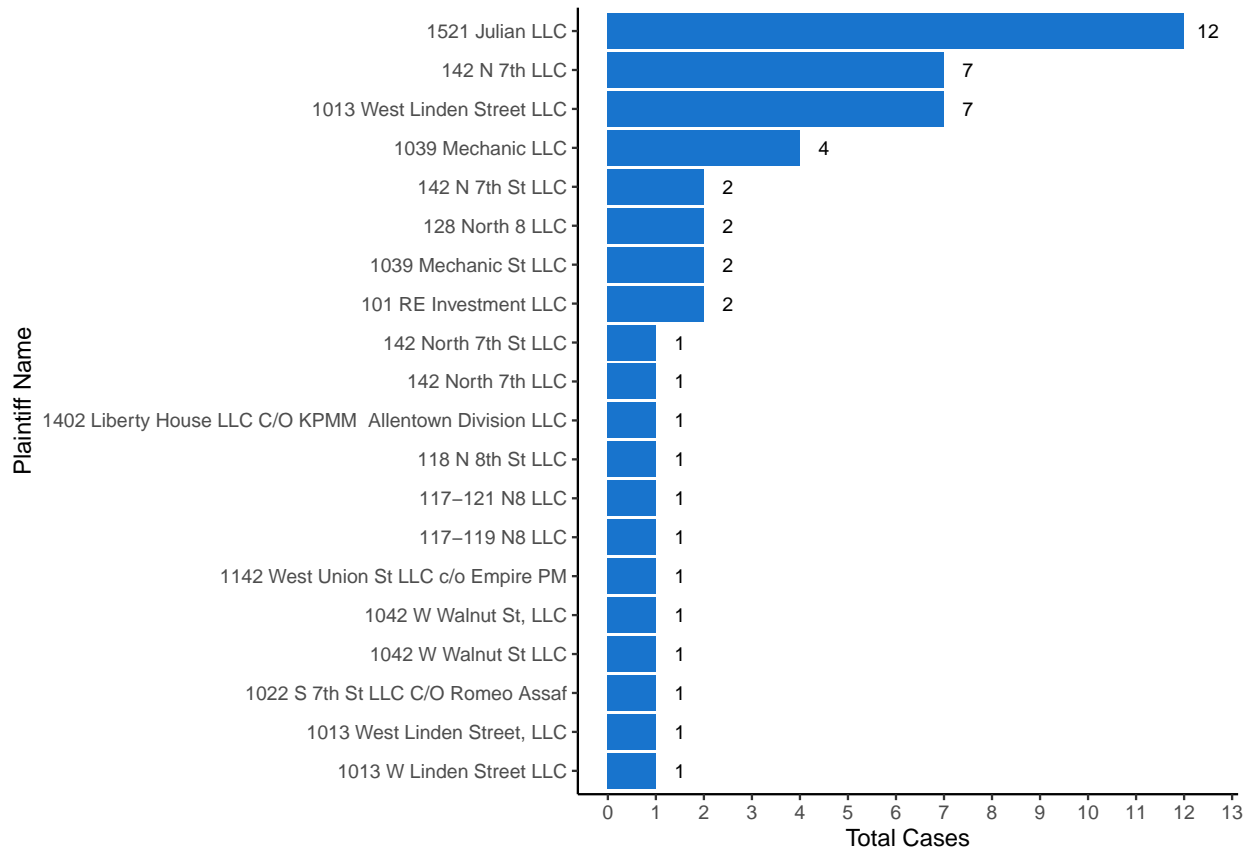
Figure A3. Percentage of Defendants by Zip Code of Residence



Source: Own elaboration with data from the Housing Alliance of Pennsylvania.

Common Evictors in Allentown Pre-Cleaning

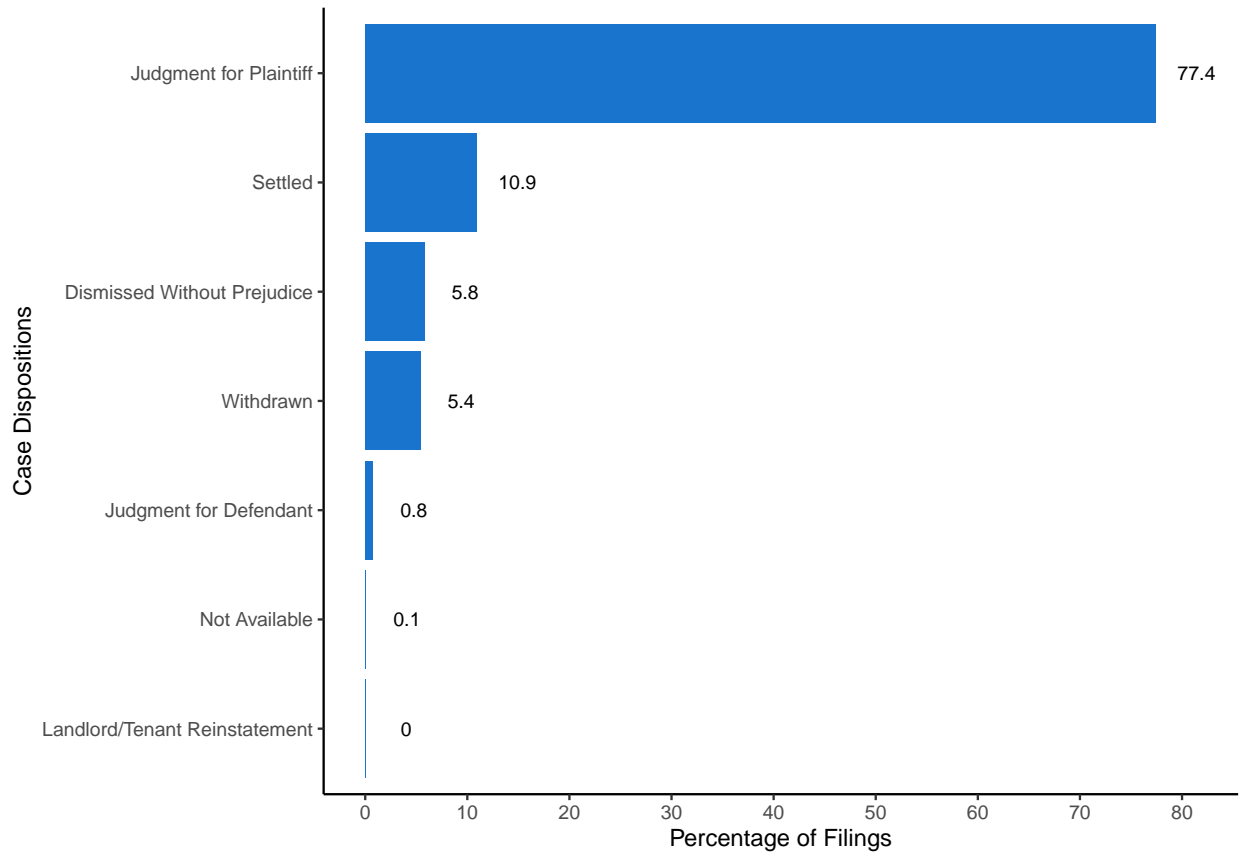
Figure A4. 20 Most Common Evictors in Allentown Bel



Source: Own elaboration with data from the Housing Alliance of Pennsylvania.

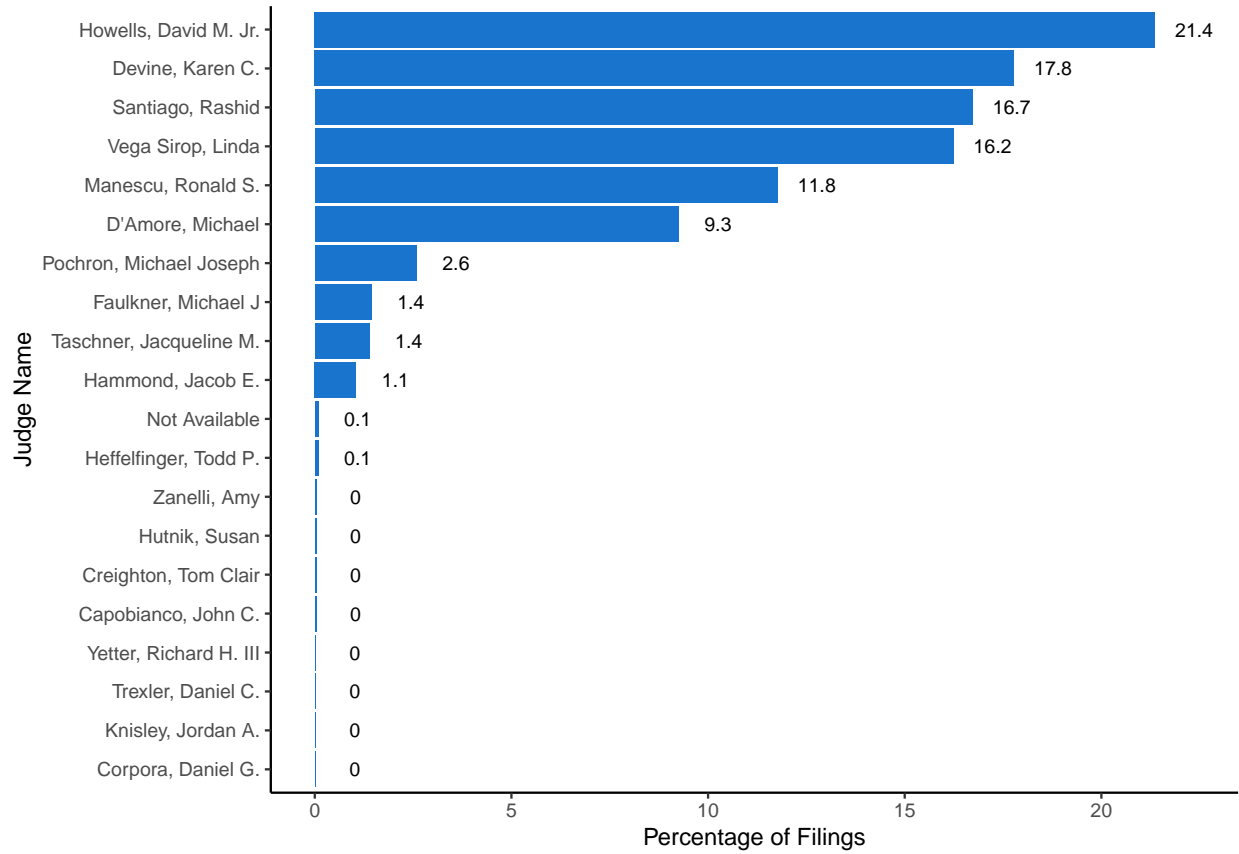
Case Dispositions and Judge Assigned

Figure A5. Case Dispositions in Filings in Allentown



Source: Own elaboration with data from the Housing Alliance of Pennsylvania.

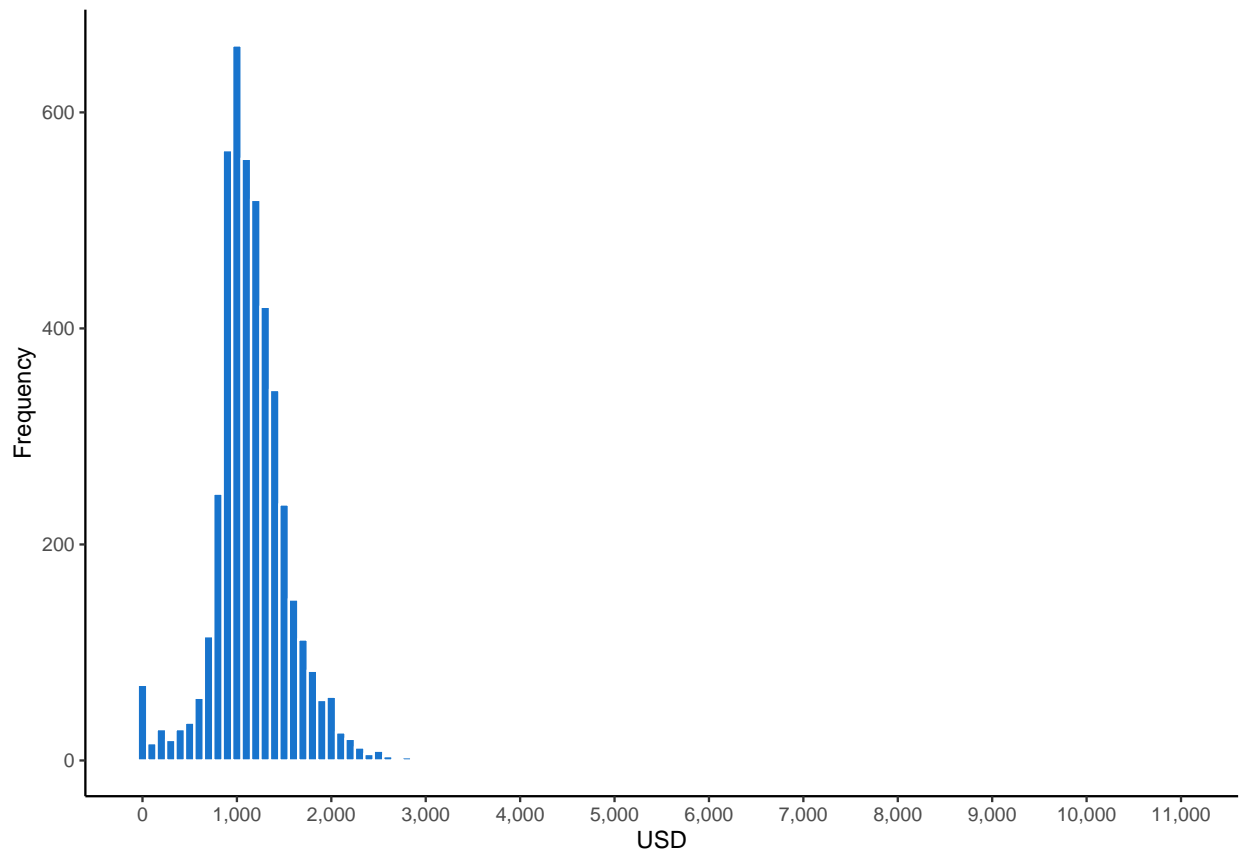
Figure A6. Assigned Judge in Filings in Allentown



Source: Own elaboration with data from the Housing Alliance of Pennsylvania.

Monthly Rent and Claim Amounts

Figure A7. Distribution of the Registered Monthly Rent in Eviction Filings



Source: Own elaboration with data from the Housing Alliance of Pennsylvania.

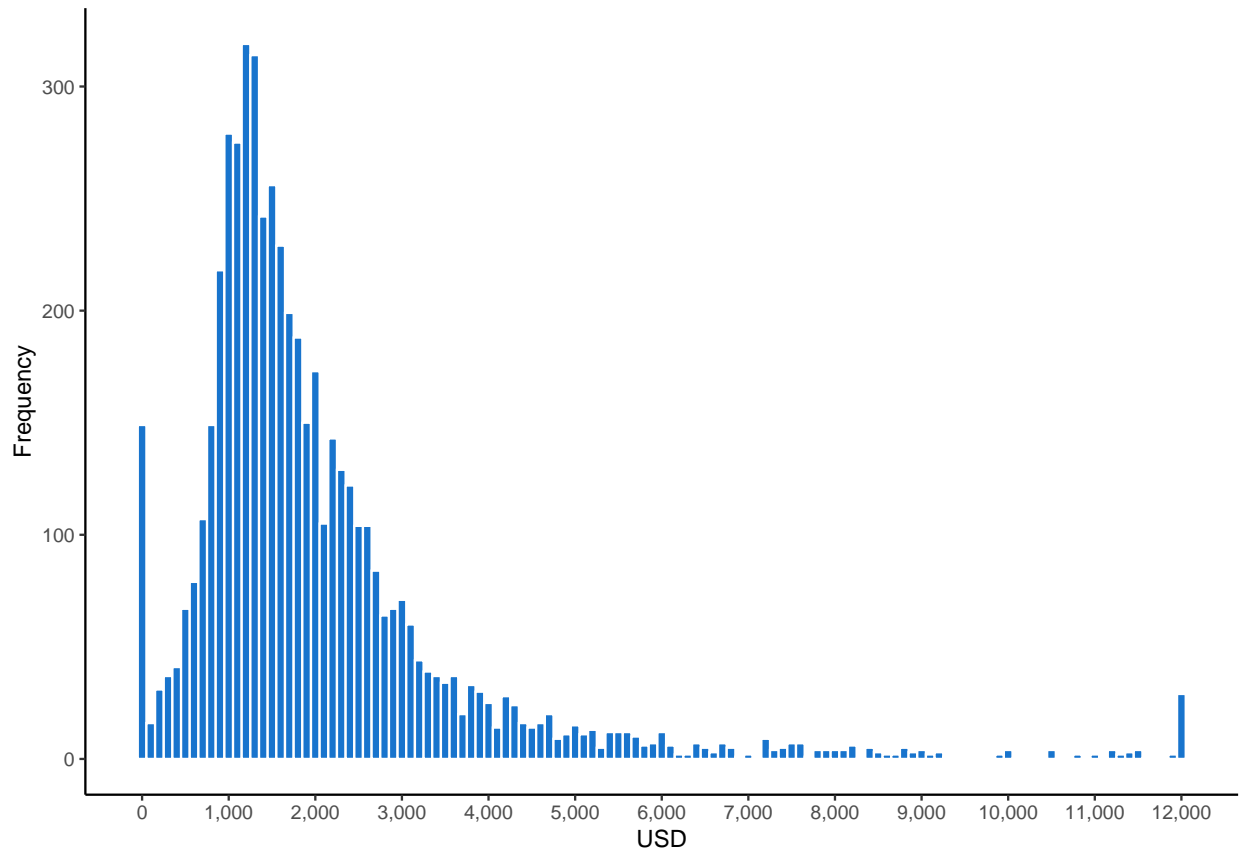
Table 5: Summary Statistics of Variable 'Monthly Rent'

n_missing	complete_rate	mean	sd	p0	p25	p50	p75	p100
1455	92.73	1216.588	461.1288	0	975	1180	1400	11000

Sources

Own elaboration with data from the Housing Alliance of Pennsylvania.

Figure A8. Distribution of the Registered Claim Amount in Eviction Filings



Source: Own elaboration with data from the Housing Alliance of Pennsylvania.

Table 6: Summary Statistics of Variable 'Claim Amount'

n_missing	complete_rate	mean	sd	p0	p25	p50	p75	p100
0	100	2299.512	1995.886	0	1176.78	1715.6	2675	12000

Sources

Own elaboration with data from the Housing Alliance of Pennsylvania.